



## PRODUCT OVERVIEW

# Mazda MX-5

**MAKE / MODEL:** NB Mazda MX-5/Miata

**ENGINE:** BP/BPT

**ENGINE SIZE / CONFIG:** 1.8L/1.8L TURBO

**YEAR RANGE:** 1998-2005



### Xtreme Clutch Mazda MX-5 Range

The Mazda MX-5 is one of the most popular sports cars around the world and has an extensive range of aftermarket performance products in the market. Xtreme Clutch offer a variety of different upgrades for these vehicles to handle the significant increases in performance that can be made.



### Heavy Duty Clutch Recommended Applications

Kit Pictured: KMZ22015-1A

Street



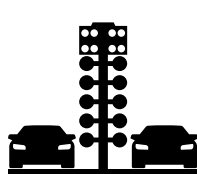
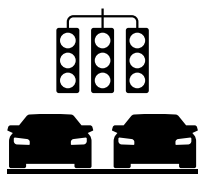
Track

Drag

Time Attack

Drift

Rally



Xtreme Clutch performance upgrades are designed & engineered to ensure the highest quality, performance & reliability. Each range is individually tailored to suit various vehicle uses, performance goals & durability, meaning Xtreme Clutch can offer the ultimate performance package for your vehicle.

Want more info on all our products, please visit [www.xtremeclutch.com.au](http://www.xtremeclutch.com.au) or email [sales@xtremeclutch.com.au](mailto:sales@xtremeclutch.com.au)


Find us on Facebook



Find us on YouTube



TURN OVER FOR  
KIT INFORMATION



AUSTRALIAN CLUTCH SERVICES

[WWW.XTREMECLUTCH.COM.AU](http://WWW.XTREMECLUTCH.COM.AU)

[WWW.AUSTRALIANCLUTCH.COM.AU](http://WWW.AUSTRALIANCLUTCH.COM.AU)

CALL 1800 CLUTCH

CLUTCHPRO

XTREME CLUTCH

XTREME CLUTCH

XTREME CLUTCH

XTREME CLUTCH

XTREME CLUTCH

XTREME CLUTCH



## PRODUCT OVERVIEW Mazda MX-5

**MAKE / MODEL:** NB Mazda MX-5/Miata  
**ENGINE:** BP/BPT  
**ENGINE SIZE / CONFIG:** 1.8L/1.8L TURBO  
**YEAR RANGE:** 1998-2005



KIT TYPE	PART NO.	NOTES	PEAK TORQUE	DESIGNED FOR
<b>STAGE 1</b>				
<b>SPRUNG ORGANIC</b>	<b>KMZ22015-1A</b>	Heavy duty pressure plate (40% increase in clamping force), sprung organic friction disc, thrust bearing, spigot bearing and alignment tool.	300 Nm	Performance Street Applications
<b>STAGE 2</b>				
<b>SPRUNG CERAMIC</b>	<b>KMZ22015-1B</b>	Heavy duty pressure plate (40% increase in clamping force), sprung ceramic friction disc, thrust bearing, spigot bearing and alignment tool.	450 Nm	Motorsport Applications
<b>CUSHIONED CERAMIC</b>	<b>KMZ22015-1C</b>	Heavy duty pressure plate (40% increase in clamping force), cushioned ceramic friction disc, thrust bearing, spigot bearing and alignment tool.	450 Nm	Motorsport Applications
<b>STAGE 2R</b>				
<b>SPRUNG CERAMIC</b>	<b>KMZ22015-1R</b>	Extra heavy duty pressure plate, sprung ceramic friction disc, thrust bearing, spigot bearing and alignment tool.	550 Nm	Motorsport Applications
<b>MULTI PLATE</b>				
<b>MULTI-PLATE</b>	<b>KMZ18523-2E</b>	Lightweight aluminium pressure plate, 184mm rigid ceramic friction discs, lightweight 4140 chromoly flywheel, thrust bearing and alignment tool.	1200 Nm	Motorsport Applications

To see the complete range and further information, please visit our online catalogue

### Hydraulics & Accessories

Xtreme Clutch also offers a wide range of accessories and hydraulics including master cylinders, slave cylinders and installation tools. For more information, please visit the online catalogue at [www.xtremeclutch.com.au](http://www.xtremeclutch.com.au) or contact our friendly sales team [sales@xtremeclutch.com.au](mailto:sales@xtremeclutch.com.au). Alternatively, please contact your local Xtreme Clutch distributor.



### All Xtreme Clutch Kits include a thrust bearing, spigot bearing and alignment tool.


Where Components Applicable



Thrust bearing



Spigot bearing



Alignment tool

PM-VS-MAZ-MX5-2



AUSTRALIAN CLUTCH SERVICES

[WWW.XTREMECLUTCH.COM.AU](http://WWW.XTREMECLUTCH.COM.AU)

[WWW.AUSTRALIANCLUTCH.COM.AU](http://WWW.AUSTRALIANCLUTCH.COM.AU)

**CALL 1800 CLUTCH**

